













Rank	Competitor	Age	Club	RT	PTS	Result
1	 Jessica Johnstc	SB9 16		0.83	742	<b>1:18.41</b> Entry: 1:19.91 <b>-1.50</b>
	50m: 36.85 100m: 1:18.41 (41.56)					
2	 Gabriella Smith	SB9 19		0.79	667	<b>1:21.23</b> Entry: 1:22.72 <b>-1.49</b>
	50m: 38.86 100m: 1:21.23 (42.37)					
3	 Mia Hogan (V)	SB13 14		0.76	573	<b>1:26.67</b> Entry: 1:26.18 <b>+0.49</b>
	50m: 39.95 100m: 1:26.67 (46.72)					
4	 Alyssa Gillespie	SB8 18		0.80	526	<b>1:31.42</b> Entry: 1:32.75 <b>-1.33</b>
	50m: 43.15 100m: 1:31.42 (48.27)					
5	 Chloe Gladwin	SB19 18		0.84	477	<b>1:37.78</b> Entry: 1:39.18 <b>-1.40</b>
	50m: 46.02 100m: 1:37.78 (51.76)					
6	 Gemma Sellick	SB8 16		0.83	470	<b>1:34.92</b> Entry: 1:37.02 <b>-2.10</b>
	50m: 44.96 100m: 1:34.92 (49.96)					
7	 Charlotte Rozer	SB18 30		0.96	439	<b>2:11.38</b> S18 NZR Entry: 2:17.43 <b>-6.05</b>
	50m: 1:00.88 100m: 2:11.38 (1:10.50)					
8	 McKenzie Drag	SB8 21			193	<b>2:07.67</b> Entry: 2:06.44 <b>+1.23</b>
	50m: 1:00.33 100m: 2:07.67 (1:07.34)					